

VAXXED

VS

UNVAXXED

The Science (Part 2)

Children's
Health Defense



Vaccination Increases Type I Diabetes 3X

NCBI Resources How To

PubMed.gov
US National Library of Medicine
National Institutes of Health

Format: Abstract - Send to -

J Pediatr Endocrinol Metab, 2003 Apr-May;16(4):495-508.

Clustering of cases of type 1 diabetes mellitus occurring 2-4 years after vaccination is consistent with clustering after infections and progression to type 1 diabetes mellitus in autoantibody positive individuals.

Classen JR¹, Classen DC.

Author information

Abstract

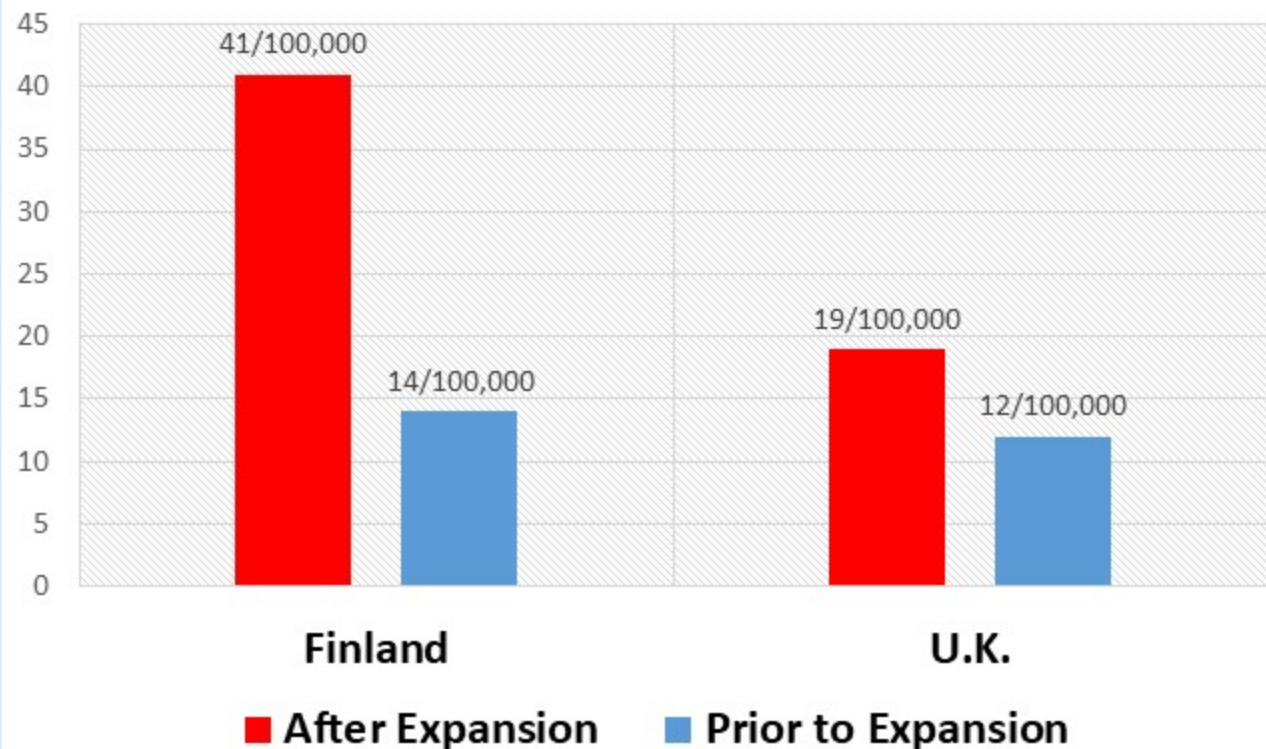
OBJECTIVE: We previously analyzed data from a hemophilus vaccine trial and identified clusters of extra cases of type 1 diabetes mellitus (T1DM) caused by the vaccine that occurred between 36 and 48 months after immunization. Published reports indicate clustering of cases of T1DM occurring approximately 2-4 years after mumps infection. Others have reported a 2-4 year delay between the onset of autoantibodies and the development of T1DM. We attempted to determine whether similar clustering of cases of T1DM occurred after immunization with vaccines other than hemophilus.

METHODS: We searched MEDLINE and reviewed references from published papers to find databases on the incidence of T1DM and then searched MEDLINE to determine whether changes in immunization occurred in these regions during the times the incidence of DM was being recorded.

RESULTS: Distinct rises in the incidence of T1DM occurred 2-4 years following the introduction of the MMR and pertussis vaccines. A drop in the incidence of T1DM was detected between 3-4 years following discontinuation of pertussis and BCG vaccines.

CONCLUSION: The identification of clusters of cases of T1DM occurring in consistent temporal time periods allowed a link between the hemophilus vaccine and T1DM to be established. The current findings indicate there are also clusters of cases of T1DM occurring 2-4 years post-immunization with the pertussis, MMR, and BCG vaccine. The data are consistent with the occurrence of clusters following mumps infection and the progression to T1DM in patients with antipancreatic autoantibodies.

Type I Diabetes Incidence per 100,000 Prior to and After Expansion of Vaccination Schedules



“The identification of clusters of cases of Type I diabetes occurring in consistent temporal patterns allowed a link between the hemophilus vaccine and Type I diabetes... there are also clusters of cases of Type I diabetes occurring 2-4 years post-immunization with the pertussis, MMR and BCG vaccines.”

Polio Vaccination Increases Type I Diabetes 2.5X

The Open Pediatric Medicine Journal, 2008, 2, 7-10

7

Risk of Vaccine Induced Diabetes in Children with a Family History of Type 1 Diabetes

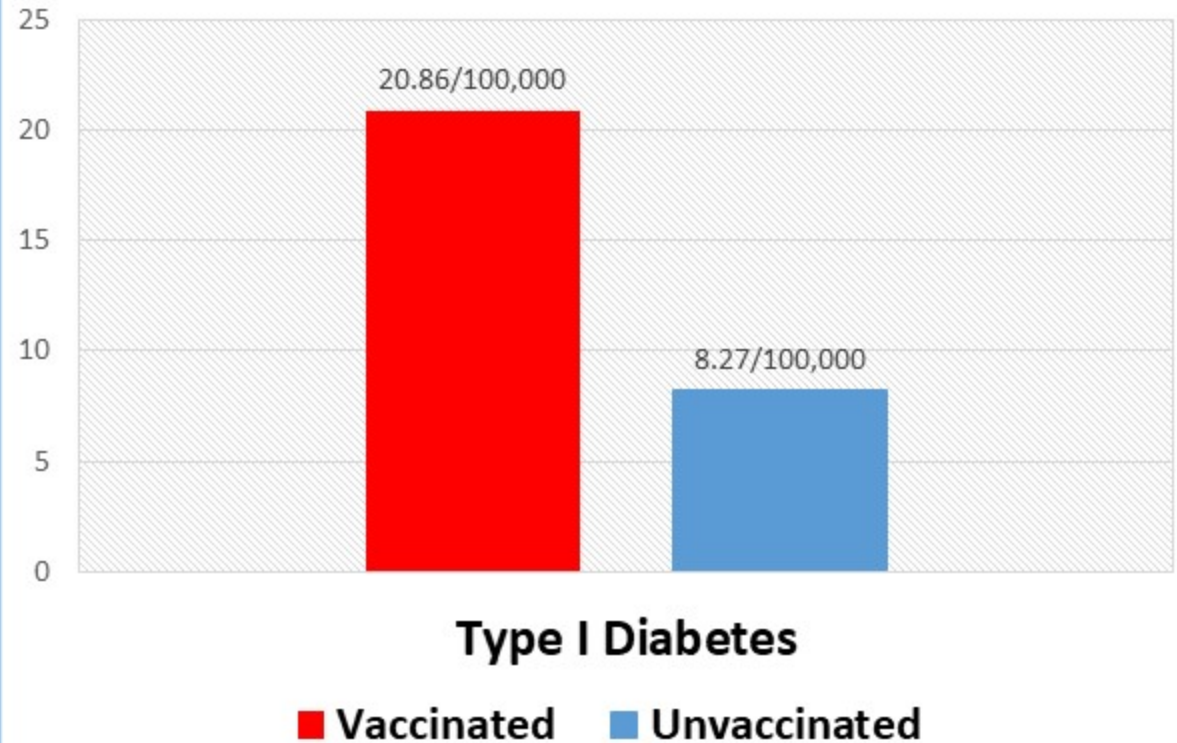
John Barthelow Classen*

Classen Immunotherapies Inc., 6517 Montrose Avenue, Baltimore, MD 21212, USA

Abstract: Cohort data from Denmark in all children born from January 1, 1990 to December 31, 2000 was analyzed to assess the association between immunization and type 1 diabetes in all Danish children and in a subgroup where children had a sibling with type 1 diabetes. Pediatric vaccines were associated with a statistically significant increased risk of type 1 diabetes in 12 of 21 endpoints in the general population. The rate ratios in children who received at least one dose of a specific vaccine were also elevated in the subgroup and were statistically the same as in the general population. Three doses of the hemophilus vaccine were associated with a rate ratio of 1.23 ($1.02 < RR < 1.48$) and an absolute risk in the general population of three cases/100,000 per year compared to 1.58 ($0.60 < RR < 4.15$) and an absolute risk of 2885 cases/100,000 per year in the subgroup with a sibling with type 1 diabetes. The hemophilus immunization is associated with a cumulative attributable risk of 2.3/100 (2.3%) in the subgroup.

Keywords: Type 1 diabetes mellitus, vaccines, hemophilus, pertussis, polio.

Type I Diabetes Incidence per 100,000 Children Vaccinated or Unvaccinated with All 3 Recommended Polio Vaccines



“Pediatric vaccines were associated with a statistically significant increased risk of type 1 diabetes in 12 of 21 endpoints in the general population.”

Raw CDC Data Shows Vaccination on Time with MMR Increased Odds of Autism 3.64X

PubMed
US National Library of Medicine
National Institutes of Health

Advanced

Format: Abstract - Send to -

Pediatrics, 2004 Feb;113(2):259-66.

Age at first measles-mumps-rubella vaccination in children with autism and school-matched control subjects: a population-based study in metropolitan atlanta.

DeStefano F¹, Bhasin TK, Thomson WW, Yeargin-Allsopp M, Boyle C.

Author information

Abstract

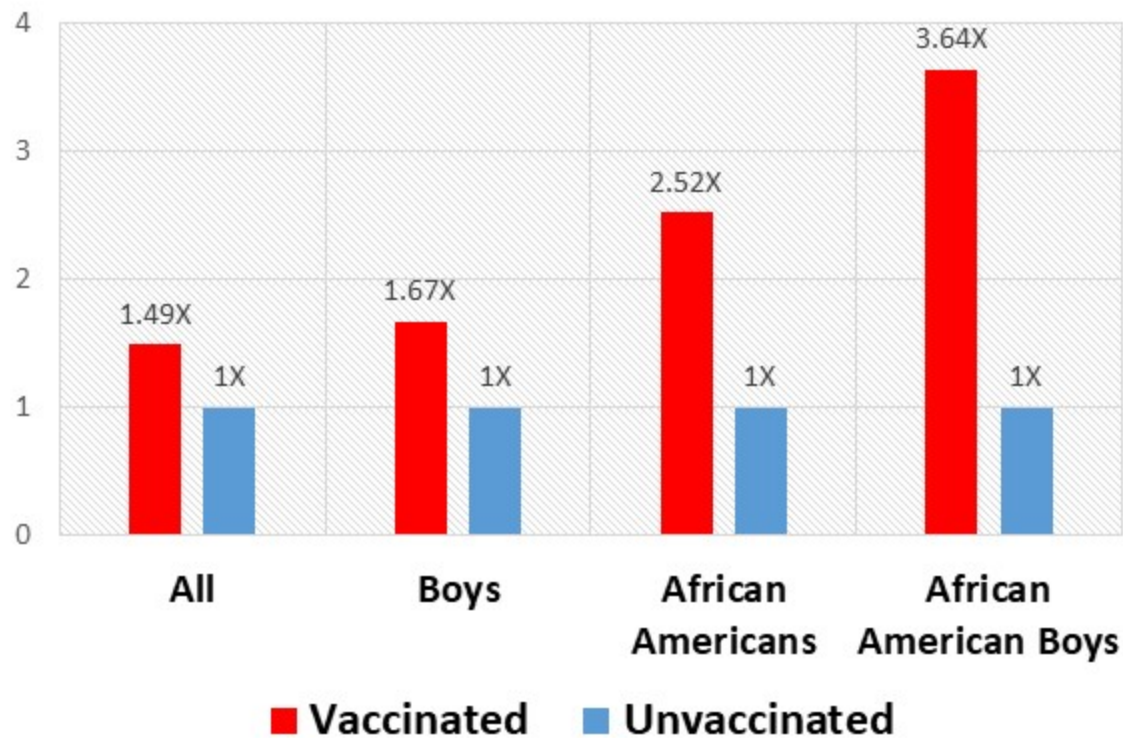
OBJECTIVE: To compare ages at first measles-mumps-rubella (MMR) vaccination between children with autism and children who did not have autism in the total population and in selected subgroups, including children with regression in development.

METHODS: A case-control study was conducted in metropolitan Atlanta. Case children (N = 624) were identified from multiple sources and matched to control children (N = 1824) on age, gender, and school. Vaccination data were abstracted from immunization forms required for school entry. Records of children who were born in Georgia were linked to Georgia birth certificates for information on maternal and birth factors. Conditional logistic regression was used to estimate odds ratios (ORs).

RESULTS: The overall distribution of ages at MMR vaccination among children with autism was similar to that of matched control children; most case (70.5%) and control children (67.5%) were vaccinated between 12 and 17 months of age. Similar proportions of case and control children had been vaccinated before 18 or before 24 months. No significant associations for either of these age cutoffs were found for specific case subgroups, including those with evidence of developmental regression. More case (93.4%) than control children (90.6%) were vaccinated before 36 months (OR: 1.49; 95% confidence interval: 1.04-2.14 in the total sample; OR: 1.23; 95% confidence interval: 0.64-2.36 in the birth certificate sample). This association was strongest in the 3- to 5-year age group.

CONCLUSIONS: Similar proportions of case and control children were vaccinated by the recommended age or shortly after (ie, before 18 months) and before the age by which atypical development is usually recognized in children with autism (ie, 24 months). Vaccination before 36 months was more common among case children than control children, especially among children 3 to 5 years of age, likely reflecting immunization requirements for enrollment in early intervention programs.

Odds of Autism for MMR Vaccine Before and After 36 Months of Age



CDC UNPUBLISHED DATA OBTAINED BY FOIA

Press Release, August 2014: "I regret that my coauthors and I omitted statistically significant information in our 2004 article published in the journal *Pediatrics*. The omitted data suggested that African American males who received the MMR vaccine before age 36 months were at increased risk for autism." – Dr. William Thompson, *CDC senior vaccine safety scientist*

Thimerosal-Containing Hepatitis B Series Increases Odds of Autism 3.39X

Transl Neurodegener. 2013 Dec 19;2(1):25. doi: 10.1186/2047-9158-2-25.

A two-phase study evaluating the relationship between Thimerosal-containing vaccine administration and the risk for an autism spectrum disorder diagnosis in the United States.

Geier DA, Hooker RS, Kem JK, King PG, Sykes LK, Geier MR¹.

© Author information

Abstract

BACKGROUND: Autism spectrum disorder (ASD) is defined by standardized criteria of qualitative impairments in social interaction, qualitative impairments in communication, and restricted and stereotyped patterns of behavior, interests, and activities. A significant number of children diagnosed with ASD suffer a loss of previously-acquired skills, which is suggestive of neurodegeneration or a type of progressive encephalopathy with an etiological pathogenic basis occurring after birth. To date, the etiology of ASD remains under debate, however, many studies suggest toxicity, especially from mercury (Hg), in individuals diagnosed with an ASD. The present study evaluated concerns about the toxic effects of organic-Hg exposure from Thimerosal (49.55% Hg by weight) in childhood vaccines by conducting a two-phased (hypothesis generating/hypothesis testing) study with documented exposure to varying levels of Thimerosal from vaccinations.

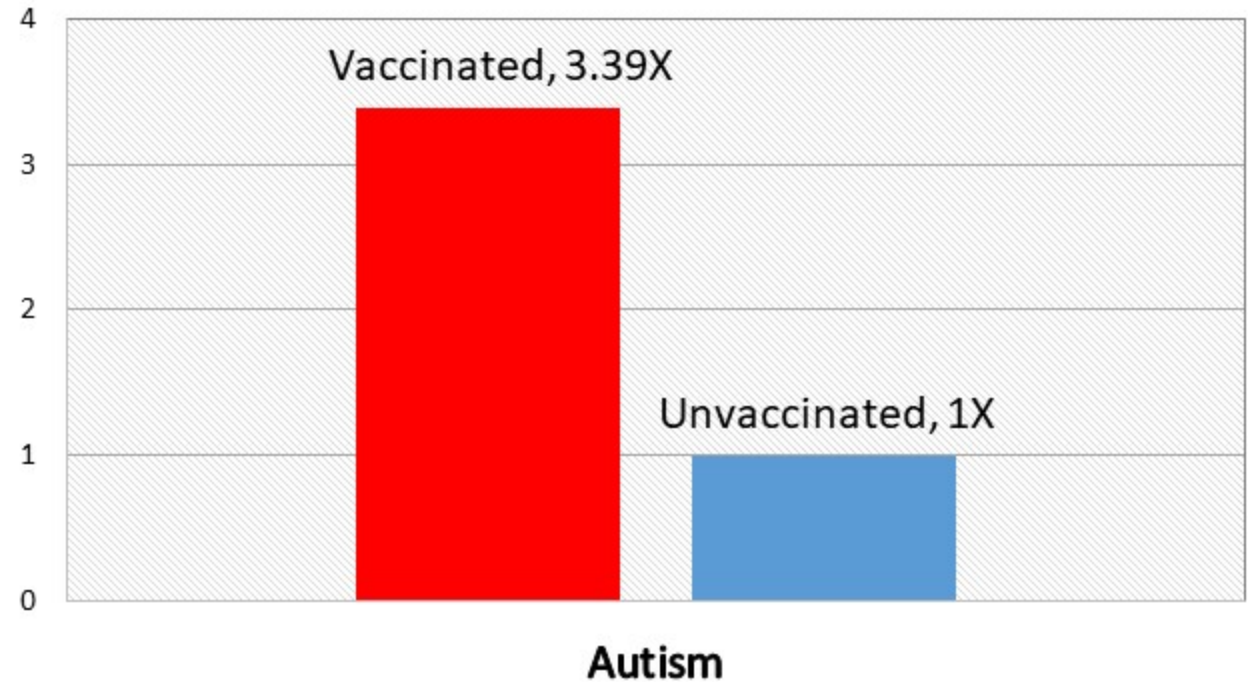
METHODS: A hypothesis generating cohort study was undertaken to evaluate the relationship between exposure to organic-Hg from a Thimerosal-containing Diphtheria-Tetanus-acellular-Pertussis (DTaP) vaccine in comparison to a Thimerosal-free DTaP vaccine administered, from 1998 through 2000, for the risk of ASD as reported in the Vaccine Adverse Event Reporting System (VAERS) database (phase I). A hypothesis testing case-control study was undertaken to evaluate the relationship between organic-Hg exposure from Thimerosal-containing hepatitis B vaccines administered at specific intervals in the first six months of life among cases diagnosed with an ASD and controls born between 1991 through 1999 in the Vaccine Safety Datalink (VSD) database (phase II).

RESULTS: In phase I, it was observed that there was a significantly increased risk ratio for the incidence of ASD reported following the Thimerosal-containing DTaP vaccine in comparison to the Thimerosal-free DTaP vaccine. In phase II, it was observed that cases diagnosed with an ASD were significantly more likely than controls to receive increased organic-Hg from Thimerosal-containing hepatitis B vaccine administered within the first, second, and sixth month of life.

CONCLUSIONS: Routine childhood vaccination is an important public health tool to reduce the morbidity and mortality associated with infectious diseases, but the present study provides new epidemiological evidence supporting an association between increasing organic-Hg exposure from Thimerosal-containing childhood vaccines and the subsequent risk of an ASD diagnosis.

PMID: 24354891 PMCID: PMC3876266 DOI: 10.1186/2047-9158-2-25

Odds of Receiving an Autism Diagnosis from Receiving Thimerosal-Containing Hepatitis B Vaccines



“It was observed that cases diagnosed with an ASD were significantly more likely than controls to receive increased organic-Hg from Thimerosal-containing hepatitis B vaccine administered within the first, second, and sixth month of life.”

Human Papilloma Virus Vaccine Increases the Odds of Asthma 8.01X

SAGE Open Med. 2019 Jan 8;7:2050312118822850. doi: 10.1177/2050312118822850. eCollection 2019.

A cross-sectional study of the relationship between reported human papillomavirus vaccine exposure and the incidence of reported asthma in the United States.

Geier DA^{1,2}, Kern JK^{1,2}, Geier MR^{1,2}.

@ Author information

Abstract

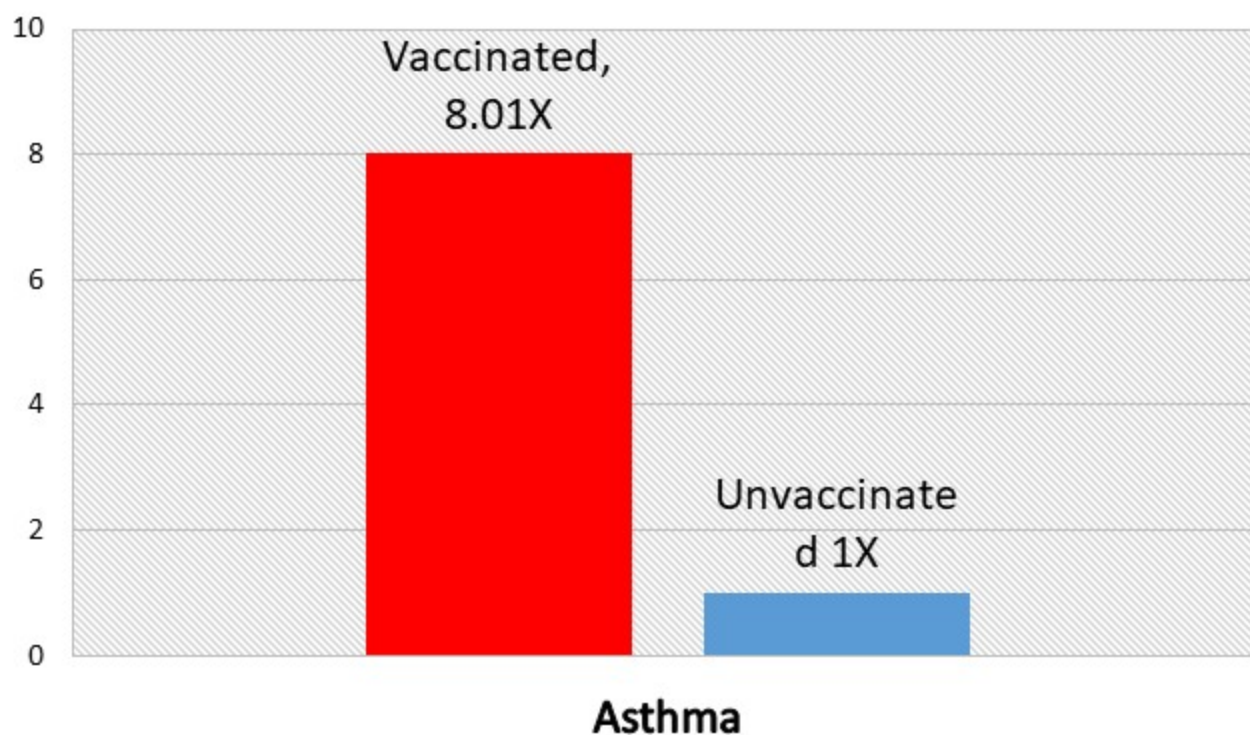
OBJECTIVES: Asthma is a chronic disorder that affects persons of all ages impacting the quality of their lives. This cross-sectional hypothesis-testing study evaluated the relationship between human papillomavirus vaccine and the risk of an incident asthma diagnosis in a defined temporal period post-vaccination.

METHODS: The 2015-2016 National Health and Nutrition Examination Survey data were examined for a group of 60,934,237 weighted persons between 9 and 26 years old in Statistical Analysis Software.

RESULTS: Reported incident asthma significantly clustered in the year of reported human papillomavirus vaccination. When the data were separated by gender, the effects observed remained significant for males but not females.

CONCLUSION: The results suggest that human papillomavirus vaccination resulted in an excess of 261,475 asthma cases with an estimated direct excess lifetime cost of such persons being US\$42 billion. However, it is unclear what part of the vaccine and/or vaccine medium may have increased an individual's susceptibility to an asthma episode, whether the asthma diagnosis represented one asthma episode or if it is chronic, and how much therapeutic support was needed (if any) and for how long, which would impact cost. Despite the negative findings in this study, routine vaccination is an important public health tool, and the results observed need to be viewed in this context.

Odds of Asthma Diagnosis After HPV Vaccine



“The results suggest that human papillomavirus vaccination resulted in an excess of 261,475 asthma cases with an estimated direct excess lifetime cost of such persons being US\$42 billion.”

Thimerosal-Containing Hepatitis B Series Increases Odds of Premature Puberty 2.1X

Toxics, 2018 Nov 15;6(4). pii: E67. doi: 10.3390/toxics6040067.

Premature Puberty and Thimerosal-Containing Hepatitis B Vaccination: A Case-Control Study in the Vaccine Safety Datalink.

Geier DA^{1,2}, Kern JS^{3,4,5}, Geier MR^{6,7}.

© Author information

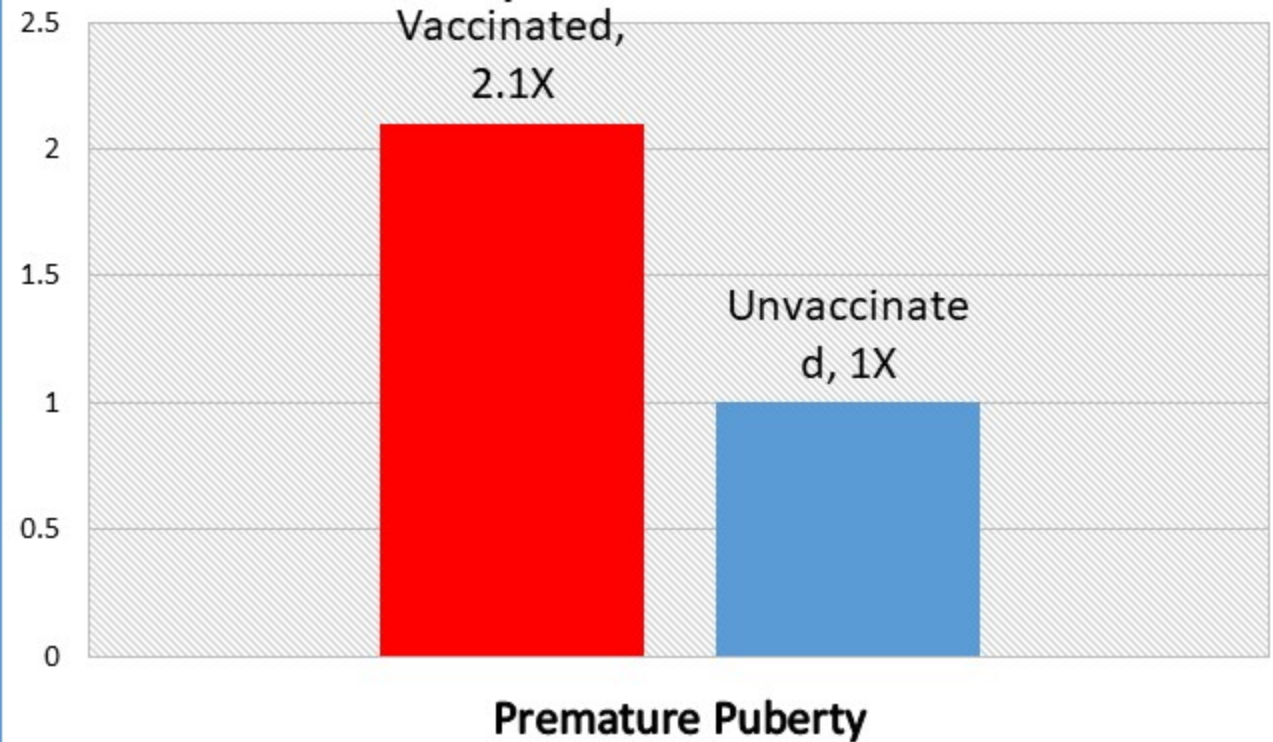
Abstract

Studies suggest a relationship between exposure to endocrine disruptors, such as mercury (Hg), and premature puberty. Hg exposure from Thimerosal-containing hepatitis B vaccine, administered at specific intervals within the first six months of life, and the child's long-term risk of being diagnosed with premature puberty (ICD-9 code: 259.1), was retrospectively examined, using a hypothesis-testing, longitudinal case-control design on prospectively collected data, in the Vaccine Safety Datalink (VSD). Cases diagnosed with premature puberty were significantly more likely to have received increased exposure to Hg from hepatitis B vaccines preserved with Thimerosal given in the first month after birth (odds ratio (OR) = 1.803), first two months after birth (OR = 1.768), and first six months after birth (OR = 2.0955), compared to control subjects. When the data were separated by gender, the effects remained among females but not males. Female cases, as compared to female controls, were significantly more likely in a dose-dependent manner to have received a greater exposure to Hg from hepatitis B vaccines preserved with Thimerosal, given in the first six months after birth (OR = 1.0281 per μg Hg). The results of this study show a dose-dependent association between increasing organic Hg exposure from Thimerosal-containing hepatitis B vaccines administered within the first six months of life and the long-term risk of the child being diagnosed with premature puberty.

KEYWORDS: ethylmercury; mercury; methylate; premature puberty; thiomersal

PMID: 30445743 PMCID: PMC6316152 DOI: 10.3390/toxics6040067

Odds of Receiving an Premature Puberty Diagnosis from Receiving Thimerosal-Containing Hepatitis B Vaccines



“The results of this study show a dose-dependent association between increasing organic Hg exposure from Thimerosal-containing hepatitis B vaccines administered within the first six months of life and the long-term risk of the child being diagnosed with premature puberty.”

MMR Vaccine Increases Risk of Crohn's Disease 3.01X and Ulcerative Colitis 2.53X

Lancet, 1995 Apr 29;345(8957):1071-4.

Is measles vaccination a risk factor for inflammatory bowel disease?

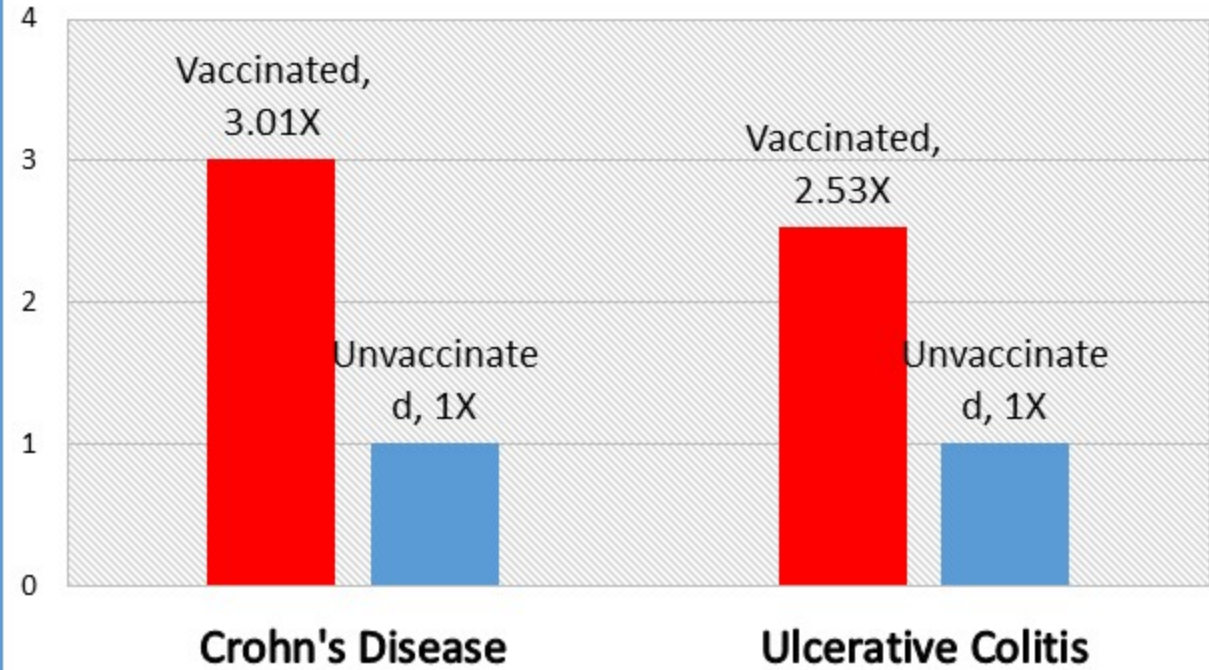
Thompson NP¹, Montgomery SM, Pounder RE, Wakefield AJ.

Author information

Abstract

Measles virus may persist in intestinal tissue, particularly that affected by Crohn's disease, and early exposure to measles may be a risk factor for the development of Crohn's disease. Crohn's disease and ulcerative colitis occur in the same families and may share a common aetiology. In view of the rising incidence of inflammatory bowel disease (Crohn's disease and ulcerative colitis), we examined the impact of measles vaccination upon these conditions. Prevalences of Crohn's disease, ulcerative colitis, coeliac disease, and peptic ulceration were determined in 3545 people who had received live measles vaccine in 1964 as part of a measles vaccine trial. A longitudinal birth cohort of 11,407 subjects was one unvaccinated comparison cohort, and 2541 partners of those vaccinated was another. Compared with the birth cohort, the relative risk of developing Crohn's disease in the vaccinated group was 3.01 (95% CI 1.45-6.23) and of developing ulcerative colitis was 2.53 (1.15-5.58). There was no significant difference between these two groups in coeliac disease prevalence. Increased prevalence of inflammatory bowel disease, but not coeliac disease or peptic ulceration, was found in the vaccinated cohort compared with their partners. These findings suggest that measles virus may play a part in the development not only of Crohn's disease but also of ulcerative colitis.

Risk of Crohn's Disease and Ulcerative Colitis After MMR Vaccine



“These findings suggest that measles virus may play a part in the development not only of Crohn's disease but also of ulcerative colitis.”